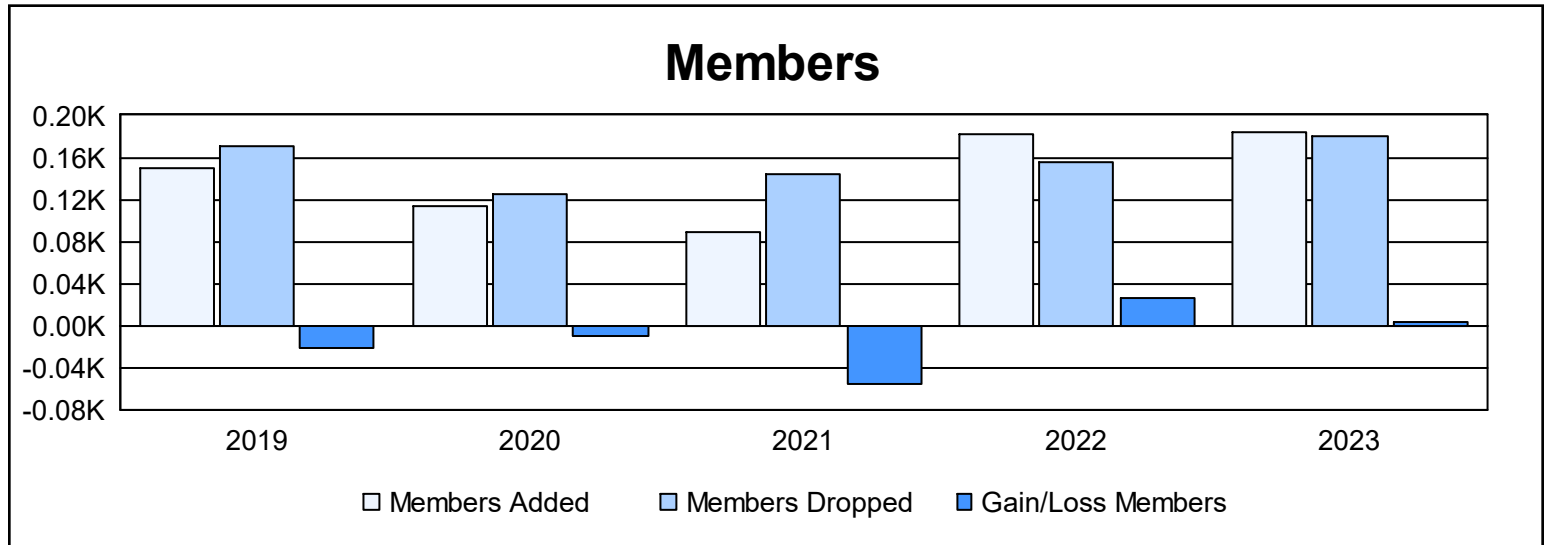
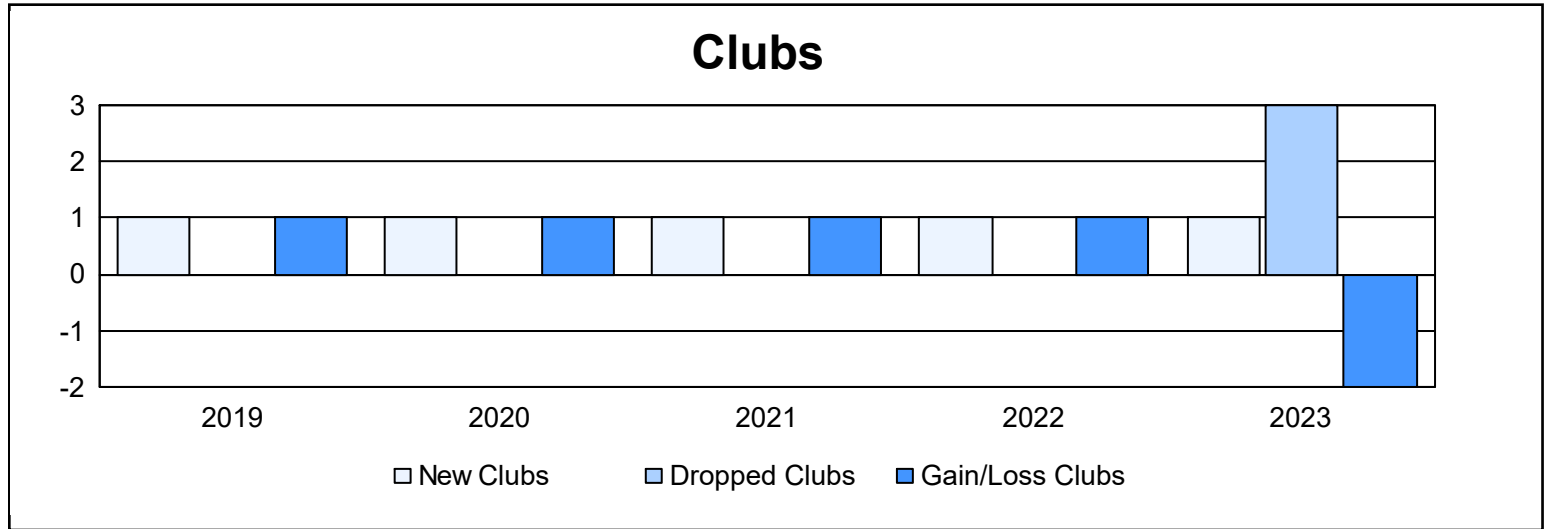
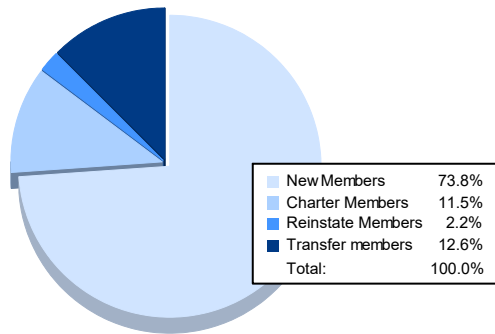


Year	New Clubs	Dropped Clubs	Gain/ Loss Clubs	New Members	Charter Members	Reinstate Members	Transfer Members	Total Member Added	Total Members Dropped	Gain/ Loss Members
2018-2019	1	0	1	112	20	5	13	150	171	-21
2019-2020	1	0	1	76	21	6	11	114	124	-10
2020-2021	1	0	1	56	23	4	6	89	144	-55
2021-2022	1	0	1	132	30	3	17	182	155	27
2022-2023	1	3	-2	135	21	4	23	183	180	3
<b>Average</b>	<b>1</b>	<b>1</b>	<b>0</b>	<b>102</b>	<b>23</b>	<b>4</b>	<b>14</b>	<b>144</b>	<b>155</b>	<b>-11</b>



### Membership Composition June 2023 Cumulative



### Gender Composition June 2023 Cumulative

